

Your Experience

What did you learn with us?

Answer the questions about your John Muir award.

What did you learn about John Muir?

.....
.....

What did you discover at Ynys Hywel?

.....
.....

Where was your favourite place to explore at Ynys Hywel?

.....
.....

What have you learnt about conservation?

.....
.....

What was your favourite activity?

.....
.....



John Muir Award

This Record Book belongs to:

.....

Use your Record book to record your experiences during your John Muir Award activities today.

Day 4 - Share

Share your experiences.

Take a look back at the amazing work we have done.

Build a shelter big enough for your group using the natural materials around you.

Fill in your questionnaire and tell the group what your favourite activities were.

Buzz Words:

Shelter – a place or structure that gives protection against weather or danger.

Natural materials – an item that comes from plants, animals, or the ground.




YNYS HYWEL

Shelter Building

Surviving in the wild.

Lets all pretend that we are explorers living out in the wild.

Where would we sleep? How would we survive?



Build a shelter using all the natural materials around us. Make your shelter big enough for everyone in your group. It needs to keep out the wind and rain to keep us warm and dry.

Items we can use:

- ❖ Trees
- ❖ Sticks
- ❖ Stones
- ❖ Logs
- ❖ Rope
- ❖ Leaves
- ❖ Plastic Sheet

Pine Cone Bird Feeder

How to make your own bird feeder.

In your groups use the step by step to create your very own bird feeder to take with you.



You will need:

- ❖ Pine cone
- ❖ Lard
- ❖ Bird seed
- ❖ String
- ❖ Tie your string to the top of your pine cone.
- ❖ Mix the lard and the bird seed in a bowl.
- ❖ Cover your pine cone with your mixture

Take your pine cone home with you and hang from a tree or fence outside a window. Sit very quietly inside and watch the birds come for a tasty treat.



This Record Book belongs to:

.....

Use your Record book to record your experiences during your John Muir Award activities today.

Day 3 - Conserve

Take some personal responsibility.

How can we take care of our wildlife?

Create your own pine cone bird feeder and make some little birds happy this winter.
Build your own minibeast mansion using items you find on site.

Buzz Words:

Conserve – to keep something from being wasted, destroyed, or lost.
Responsibility – having to take care of certain things.



YNYS HYWEL


Minibeast Mansion

Where do bugs live?

It is our job to look after the wildlife around us. Build a place for bugs and small animals to live, sleep and hide.

Items to search for:

- ❖ Bricks & Stones
- ❖ Sticks
- ❖ Logs
- ❖ Dead leaves
- ❖ Moss
- ❖ Planks of wood
- ❖ Pipes
- ❖ Plant pots



Let your imagination run wild and build the best mansion you possibly can. Remember your insects like lots of small spaces to sleep in. Take a picture as a group.

Different Species

What have you found?

Use these pictures to identify the bug you have found.
Counting legs can be helpful.

Remember to be very careful not to hurt any creepy crawlies we find!



Slug



Earthworm



Beetle



True Bug



Wasp



Bee



Ant



Snail



Fly




Woodlouse



Earwig



Insect Larvae



Centipede



Millipede



Spider



Butterfly



Moth



GRASSHOPPER



CRICKET



John Muir Award

This Record Book belongs to:

.....

Use your Record book to record your experiences during your John Muir Award activities today.

Day 2 - Explore

Explore your wild place.

Where will you explore today?

Take part in our Mini Beast Quest. How many creepy crawlies will you spot? Complete the quest and help towards a nationwide survey of our wildlife

Buzz Words:

Explore – to try to understand something by looking at it in detail.

Species – types of wildlife.

Habitats – homes for plants and animals.

To upload your survey visit
<https://www.opalexplornature.org/>



YNYS HYWEL

Mini Beast Quest

Look up high, look down below, what can we find today?

In your groups, search the 3 different habitats and count the number of different bugs you find.

How many legs?	Species	Habitat 1	Habitat 2	Habitat 3
0	Snails			
0	Slugs			
0	Earthworms			
6	Beetles			
6	True bugs			
6	True flies			
6	Bees / Wasps			
6	Ants			
6	Butterflies / Moths			
6	Crickets / Grasshoppers			
6	Earwigs			
8	Spiders / Harvestmen			
More than 8	Woodlice			
More than 8	Centipedes			
More than 8	Millipedes			
Hard to see	Insect larvae			
	Other Invertebrates			

Habitat 1 – Plants

Search:

- ❖ leaves & stems
- ❖ flowers
- ❖ trees and bushes

Habitat 2 – Soft Ground

Search:

- ❖ soil & short grass
- ❖ fallen leaves
- ❖ under stones & logs

Habitat 3 – Hard Surfaces

Search:

- ❖ Buildings
- ❖ Under objects.
- ❖ Sunny spots



Discovery Quest

What can you discover?

Use your map to uncover the answers.
Match the answer to the correct question to complete your quest.

Where was John Muir born?	
Where did John Muir move?	
How old was John Muir when he moved?	
When was John Muir born?	
Why was John Muir famous?	

This Record Book belongs to:

.....

Use your Record book to record your experiences during your John Muir Award activities today.

Day 1 - Discover

Discover a wild place.

What will you discover today?

Try your hand at our Nature Bingo card.

How many of the items can you find?

What will you find out about John Muir on our outdoor Discovery Quest?

Buzz Words:

Discover – to learn or find out about something through study or by watching.
Wild Places – places in their natural state where there are trees and wild animals.



Nature Bingo

What can you see? What can you hear?
Let's see how many of these items we can
find on our walk today.

Draw a big cross in the box if you find them.

Keep your eyes and ears open!